

SAMBANDH

REGD. OFFICE : 56, VASANT VIHAR, BRAHMESWAR PATNA, BHUBANESWAR, ODISHA
ADMN. OFFICE : 472/756, AT - SARADEIPUR, PO - GOPINATHPUR, UTTARA, BHUBANESWAR, ODISHA



CONSOLIDATED ACCOUNTS		AMOUNT IN INR	
BALANCE SHEET AS AT 31ST MARCH 2024			
	SCHEDULE	F.Y.2023-24	F.Y.2022-23
SOURCES OF FUNDS			
I.FUND BALANCES:			
a. General Fund	[01]	31,92,997.30	31,26,280.70
b. Project Fund	[02]	1,47,81,694.88	1,81,66,950.69
b. Asset Fund	[03]	60,16,707.24	57,47,467.58
		2,39,91,399.42	2,70,40,698.97
II.LOAN FUNDS:			
a. Secured Loans		-	-
b. Unsecured Loans		-	-
TOTAL	[I + II]	2,39,91,399.42	2,70,40,698.97
APPLICATION OF FUNDS			
I.FIXED ASSETS			
Gross Block	[04]	1,73,11,279.90	1,64,72,587.90
Less : Accumulated Depreciation		1,07,25,120.32	1,02,53,966.35
Less : Depreciation during the year		5,69,452.33	4,71,153.97
		60,16,707.24	57,47,467.58
II.INVESTMENTS			
	[05]	15,00,000.00	-
III.CURRENT ASSETS, LOANS & ADVANCES:			
a. Loans & Advances	[06]	12,76,765.43	13,43,583.00
b. Cash & Bank Balance	[07]	1,64,68,184.76	2,01,35,867.59
c. Other Current assets	[08]	80,00,844.71	65,43,224.52
	A	2,57,45,794.90	2,80,22,675.11
Less:CURRENT LIABILITIES & PROVISIONS:			
a. Other Current Liabilities & Provisions	[09]	92,71,102.72	67,29,443.72
	B	92,71,102.72	67,29,443.72
NET CURRENT ASSETS	[A - B]	1,64,74,692.18	2,12,93,231.39
TOTAL	[I+II+III]	2,39,91,399.42	2,70,40,698.97

Significant Accounting Policies and Notes to Accounts

[18]

The schedules referred to above form an Integral part of the Balance Sheet.

For & On behalf of :
S.SAHOO & CO.
Chartered Accountants

[CA (Dr.) Subhajit Sahoo, FCA, LLB]
Partner
M No. 057426
FR No. 322952E
Place : New Delhi
Date : 03.07.2024
UDIN: 24057426BKATQQ7117

For SAMBANDH



Dr. Puspangini Mohanty
SECRETARY



SAMBANDH

REGD. OFFICE : 56, VASANT VIHAR, BRAHMESWAR PATNA, BHUBANESWAR, ODISHA
ADMN. OFFICE : 472/756, AT - SARADEIPUR, PO - GOPINATHPUR, UTTARA, BHUBANESWAR, ODISHA

CONSOLIDATED ACCOUNTS

AMOUNT IN INR

INCOME & EXPENDITURE ACCOUNT FOR THE YEAR ENDED 31ST MARCH 2024			
	SCHEDULE	F.Y.2023-24	F.Y.2022-23
I. INCOME			
Grants	[10]	4,59,68,509.70	4,67,41,681.98
Other Receipts	[11]	11,85,886.92	34,91,060.40
TOTAL		4,71,54,396.62	5,02,32,742.38
II. EXPENDITURE			
Programme Expenditure	[12]	4,46,61,613.00	3,11,95,400.21
Administrative Expenditure	[13]	58,09,274.83	30,46,138.72
Grant Refunded		2,048.00	-
Depreciation	[04]	5,69,452.33	4,71,153.97
Less: Transferred to Assets Fund		5,69,452.33	4,71,153.97
TOTAL EXPENSES		5,04,72,935.83	3,42,41,538.93
EXCESS OF INCOME OVER EXPENDITURE		-33,18,539.21	1,59,91,203.45
Transferred to Project Fund		(33,85,255.81)	1,36,25,255.71
Transferred to General Fund		66,716.60	23,65,947.74
		-	-

Significant Accounting Policies and Notes to Accounts

[18]

The schedules referred to above form an Integral part of the Income & Expenditure Account.

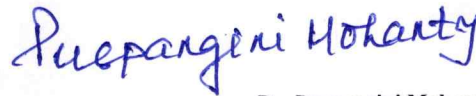
For & On behalf of :
S.SAHOO & CO.
Chartered Accountants




[CA (Dr.) Subhajit Sahoo, FCA, LLB]
Partner
M No. 057426

Place : New Delhi
Date : 03.07.2024
UDIN: 24057426BKATQQ7117

For SAMBANDH



Dr. Puspangini Mohanty
SECRETARY



SAMBANDH

REGD. OFFICE : 56, VASANT VIHAR, BRAHMESWAR PATNA, BHUBANESWAR, ODISHA
ADMN. OFFICE : 472/756, AT - SARADEIPUR, PO - GOPINATHPUR, UTTARA, BHUBANESWAR, ODISHA

CONSOLIDATED ACCOUNTS**AMOUNT IN INR**

RECEIPTS & PAYMENTS ACCOUNT FOR THE YEAR ENDED 31ST MARCH 2024			
	SCHEDULE	F.Y.2023-24	F.Y.2022-23
I. RECEIPTS			
Opening Cash and Bank Balance			
Cash in Hand		68,441.17	1,18,945.17
Cash at Bank		2,00,67,426.42	42,51,022.23
Grants	[14]	4,46,26,292.00	4,58,77,529.00
Other receipts	[15]	10,84,758.43	34,73,312.40
Increase in Loans & Liability (Net)		26,08,476.57	8,29,596.72
TOTAL		6,84,55,394.59	5,45,50,405.52
II. PAYMENTS			
Programme Expenditure	[16]	4,46,61,613.00	3,11,95,400.21
Administrative Expenditure	[17]	58,09,274.83	30,46,138.72
Investments made during the year		15,00,000.00	-
Loans & advance		14,274.00	1,72,999.00
Grant Refunded		2,048.00	-
Closing Cash and Bank Balance			
Cash in Hand	[07]	89,325.17	68,441.17
Cash at Bank		1,63,78,859.59	2,00,67,426.42
TOTAL		6,84,55,394.59	5,45,50,405.52
		-	-

Significant Accounting Policies and Notes to Accounts

[18]

-

-

The schedules referred to above form an Integral part of the Receipt and Payment Account.

For & On behalf of :
S.SAHOO & CO.
Chartered Accountants



S. Sahoo
[CA (Dr.) Subhajit Sahoo, FCA, LLB]
Partner
M No. 057426

For SAMBANDH

Puspangini Mohanty

Dr. Puspangini Mohanty
SECRETARY



Place : New Delhi
Date : 03.07.2024
UDIN: 24057426BKATQQ7117

SAMBANDH

REGD. OFFICE : 56, VASANT VIHAR, BRAHMESWAR PATNA, BHUBANESWAR, ODISHA
ADMN. OFFICE : 472/756, AT - SARADEIPUR, PO - GOPINATHPUR, UTTARA, BHUBANESWAR, ODISHA

Schedules forming part of Financial Statement		
	F.Y.2023-24	F.Y.2022-23
<u>SCHEDULE [01] : GENERAL FUND</u>		
Opening Balance	31,26,280.70	7,60,332.96
Add/ (Less): Excess of Income over Expenditure/ (Excess of Expenditure over Income)	66,716.60	23,65,947.74
TOTAL	31,92,997.30	31,26,280.70
<u>SCHEDULE [02] : PROJECT FUND</u>		
<u>Foreign Projects</u>		
Covid 19 Relief Package	2,609.55	2,609.55
Covid Support FPO in Odisha	7,07,864.48	7,07,864.48
Poultry Disease outbreak in india	101.38	101.38
Covid Training	283.00	283.00
Covid Releif Programme	3,43,540.42	3,43,540.42
Odisha Social Economic Development Project	13,05,809.24	13,06,131.08
Hatching Hope - Pathway	2,39,849.78	9,77,491.00
Transform project	-	25,05,864.35
Odisha Social Economic Development Project New	-	15,42,694.10
Dalya Foundation	12,72,971.13	-
<u>National Projects</u>		
ICRISAT	-	1,200.00
WSHG	-	1,86,714.00
PPL	-	26,932.00
Internet Saathi	-	0.55
PGS	-	2,667.00
NABARD-Watershed project (Mgt.Cost)	-	2,00,200.00
Vulnarable Community Programme-Karanjia/VCP	-	242.00
E Shakti	-	34,866.48
MHW/Jaishpur	6,88,244.30	4,37,856.30
Millet Mission	3,09,514.87	-
Sawhar	4,688.90	-
ASHA Training - CDR	-	2,066.48
DST	-	1,717.70
MHW_THA	5,07,189.70	2,60,669.80
Wadi - Kusumi	1,36,797.51	-
APF	92,61,055.62	91,54,701.22
Bike Ambulance	1,175.00	71,915.00
Edelgive Foundation new	-	3,98,622.80
TOTAL	1,47,81,694.88	1,81,66,950.69
<u>SCHEDULE [03] : ASSET FUND</u>		
Opening Balance	57,47,467.58	56,80,207.54
Add: Assests purchased during the year	8,38,692.00	5,38,414.00
Add: Transferred from General Fund	-	-
Less : Depreciation during the year	5,69,452.33	4,71,153.97
TOTAL	60,16,707.24	57,47,467.58
<u>SCHEDULE [05] : INVESTMENTS</u>		
Investments in Fixed Deposits	15,00,000.00	-
TOTAL	15,00,000.00	-



SCHEDULE [06] : LOANS AND ADVANCES**Foreign Projects**

Programme Advance	1,58,778.00	1,38,529.00
-------------------	-------------	-------------

National Projects

Bank Gurantee	4,65,900.43	3,44,150.00
---------------	-------------	-------------

Programme Advance		
-------------------	--	--

PPL	16,000.00	16,000.00
-----	-----------	-----------

General	2,32,051.00	2,30,687.00
---------	-------------	-------------

OTELP PLUS	540.00	540.00
------------	--------	--------

NABARD-Watershed project (Mgt.Cost)	-	2,00,000.00
-------------------------------------	---	-------------

NHM - Bike Ambulance	-	795.00
----------------------	---	--------

Edelgive Foundation	-	3,855.00
---------------------	---	----------

APF	-	5,531.00
-----	---	----------

SIRD	2,086.00	2,086.00
------	----------	----------

Revolving fund to Wadi-Karanjia	1,87,825.00	1,87,825.00
---------------------------------	-------------	-------------

Revolving fund to Wadi-Thakurmunda	2,13,585.00	2,13,585.00
------------------------------------	-------------	-------------

12,76,765.43	13,43,583.00
---------------------	---------------------

SCHEDULE [07] : CASH & BANK BALANCE**Cash in Hand : -**

With Foreign Projects	22,867.17	17,239.17
-----------------------	-----------	-----------

With National Projects	66,458.00	51,202.00
------------------------	-----------	-----------

Cash at Bank : -

With Foreign Projects		
-----------------------	--	--

Bank of India - 12566	21,67,081.41	41,16,188.02
-----------------------	--------------	--------------

Axis Bank-161695	15,32,514.31	886.31
------------------	--------------	--------

PUNB-Punjab National Bank Dhaul,Branch	2,93,617.18	27,16,065.58
--	-------------	--------------

SBI	1,194.87	766.75
-----	----------	--------

With National Projects	1,23,84,451.82	1,32,33,519.76
------------------------	----------------	----------------

TOTAL

1,64,68,184.76	2,01,35,867.59
-----------------------	-----------------------

SCHEDULE [08] : OTHER CURRENT ASSETS**Foreign Projects****Grant Receivables:**

MSED through small livestock	4,771.06	4,771.06
------------------------------	----------	----------

Hatching Hope Programme	6,64,258.50	6,64,258.50
-------------------------	-------------	-------------

Transform Project	1,90,117.17	-
-------------------	-------------	---

OSDP_New	2,45,197.21	-
----------	-------------	---

National Projects

Tax Deducted at Source	1,20,230.00	1,05,956.00
------------------------	-------------	-------------

Accrued Interest	1,01,128.49	-
------------------	-------------	---

Grant Receivables:

ANM Training	13,920.00	13,920.00
--------------	-----------	-----------

TRIFED	4,09,187.00	4,09,187.00
--------	-------------	-------------

OTELP - Suliapada	1,11,153.00	1,11,153.00
-------------------	-------------	-------------

OTELP PLUS	1,58,638.50	1,58,638.50
------------	-------------	-------------

EDELGIVE Foundation	12,338.24	213.04
---------------------	-----------	--------

ASHA Training - Jashipur	43,514.20	43,514.20
--------------------------	-----------	-----------

NABARD WADI Project	22,48,324.00	22,48,324.00
---------------------	--------------	--------------

NABARD-WADI-Thakurmunda Phase-II	6,70,998.88	6,70,998.88
----------------------------------	-------------	-------------

NABARD-WADI-Karanjia	11,98,002.86	11,98,002.86
----------------------	--------------	--------------

Watershed Management	6,30,662.38	3,38,807.10
----------------------	-------------	-------------

SIRD	52,706.88	5,25,345.88
------	-----------	-------------

SIRD Training Chowdhar	19,172.50	19,172.50
------------------------	-----------	-----------

SIRD Training Jashipur	30,962.00	30,962.00
------------------------	-----------	-----------

HWC	10,75,561.84	
-----	--------------	--

TOTAL

80,00,844.71	65,43,224.52
---------------------	---------------------



SCHEDULE [09] : CURRENT LIABILITIES & PROVISIONS**Foreign Projects**

Hatching Hope Project	1,350.00	1,350.00
Covid 19 Relief Package	26,065.00	26,065.00
Hatching Hope Pathway	3,86,830.00	-
OSED P	625.00	625.00
Transform Project	5,00,794.00	2,31,240.00
OSED P_New	2,19,570.00	-
Dalya Foundation	2,59,325.00	-

National Projects

General Fund	1,78,220.00	2,65,783.00
ICRISAT	66,280.00	66,280.00
Eshakti	15,600.00	15,600.00
MWH-Jashipur		67,360.00
PPL	24,004.00	24,004.00
ANM Training	17,420.00	17,420.00
TRIFED	4,12,610.00	4,12,610.00
O TELP - Suliapada	1,26,244.00	1,26,244.00
O TELP PLUS	2,87,905.00	3,09,069.00
MWH-THA		55,000.00
EDELGIVE Foundation	3,594.00	3,594.00
WMC - Deogarh	3,11,075.00	3,00,069.00
ASHA Training-Chowdhar/CDR	5,853.00	5,853.00
Swahar	2,57,750.00	
Millet Mission	1,13,444.00	
APF	3,42,389.00	13,308.00
SIRD	62,877.72	6,36,622.72
NABARD WADI Project	21,91,131.00	21,91,131.00
NABARD-WADI-Thakurmunda Phase-II	7,62,238.00	7,62,238.00
NABARD-WADI-Karanjia	11,28,351.00	11,28,351.00
EDELGIVE Foundation (New)	14,486.00	450.00
Sambadh NTPC	5,000.00	5,000.00
SIRD Training Chowdhar	32,883.00	32,883.00
Wadi - Kusumi	50,007.00	
SIRD Training Jashipur	31,294.00	31,294.00
HWC	14,35,888.00	

TOTAL**92,71,102.72 67,29,443.72****SCHEDULE [10] : GRANT In Aid****Foreign Projects**

Hatching Hope - Pathway	41,20,048.00	37,84,761.00
Odisha Sustainable Development Project	51,77,740.21	29,28,045.00
Dalya Foundation	35,23,314.00	-
Transform Project	67,35,261.17	1,05,31,299.00

National Projects

Eshakti	-	60,23,753.00
MWH-Jashipur	14,58,982.00	17,69,897.00
WADI - Kusumi	8,63,744.00	-
APF	98,00,000.00	1,00,00,000.00
MWH-THA	16,51,702.00	18,08,307.00
EDELGIVE Foundation	34,90,945.20	76,16,758.00
WMC - Deogarh	8,28,002.28	8,13,665.10
ASHA Training-Chowdhar/CDR	-	2,72,620.00
SIRD	-	10,49,716.88
NHM - Bike Ambulance	1,42,860.00	1,42,860.00
Swahar	15,99,990.00	
Millet Mission	25,20,219.00	-
MDA	8,52,840.00	-
VDMP	20,500.00	-
NABARD	1,30,000.00	-
HWC	30,52,361.84	-

4,59,68,509.70 4,67,41,681.98

SCHEDULE [11] : OTHER RECEIPTS (I & E)**Foreign Projects**

Bank Interest	1,46,780.00	78,659.00
---------------	-------------	-----------

National Projects

Receipts From Training Center	7,30,070.00	6,41,445.00
Donation	5,050.00	-
Sale of Land	-	22,40,000.00
Reimbursement Receipt	80,644.00	4,47,070.00
Bank Interest	2,23,342.92	83,886.40

11,85,886.92	34,91,060.40
---------------------	---------------------

SCHEDULE [12] : PROGRAMME EXPENDITURE (I & E)**Foreign Projects**

Dalya Foundation	19,45,580.00	-
Covid Relief Programme	-	12,000.00
Odisha Social Economic Development Project	62,89,713.00	14,85,683.90
Hatching Hope Programme	44,41,634.00	26,78,895.00
Transform Project	86,21,823.00	76,25,493.65

National Projects

Eshakti	-	65,06,300.00
MWH-Jashipur	11,87,351.00	14,23,489.00
MWH-THA	13,84,384.00	16,64,291.00
WMC - Deogarh	5,59,000.00	9,76,905.00
SIRD	-	10,51,624.88
APF	90,16,779.00	7,11,969.78
NHM - Bike Ambulance	2,13,600.00	70,945.00
ASHA Training-Chowdhar/CDR	-	2,72,620.00
Wadi - Kusumi	5,75,650.00	-
Swahar	12,79,035.00	-
Millet Mission	16,77,934.00	-
MDA	8,28,000.00	-
HWC	28,26,000.00	-
NABARD/VDMP	3,00,780.00	-
Edelgive Foundation - New	35,14,350.00	67,15,183.00

4,46,61,613.00	3,11,95,400.21
-----------------------	-----------------------

SCHEDULE [13]: ADMINISTRATIVE EXPENDITURE (I & E)**Foreign Projects**

Hatching Hope Programme	4,78,315.35	1,44,000.00
FC GENERAL FUND	-	118.00
Transform Project	6,54,656.52	4,04,361.00
Dalya Foundation	3,14,267.87	-
Odisha Socio Economic Development Project	4,70,740.15	1,25,582.04

National Projects

General Fund	11,93,482.85	9,96,591.26
ICRISAT	-	827.00
Eshakti	20,393.47	2,67,835.10
MWH-Jashipur	45,993.00	84,286.76
PPL	-	53.10
APF	6,76,866.60	1,33,329.00
MWH-THA	46,662.10	86,763.80
EDELGIVE Foundation	3,75,218.00	5,89,715.48
WMC - Deogarh	2,69,933.28	2,12,643.00
ASHA Training-Chowdhar/CDR	-	33.04
SIRD	389.40	-
NABARD-Watershed project (Mgt.Cost)	-	0.14
Swahar	3,21,203.10	-
Millet Mission	5,38,655.13	-
MDA	24,839.68	-
Wadi - Kusumi	1,51,296.49	-
HWC	2,26,361.84	-

58,09,274.83	30,46,138.72
---------------------	---------------------



SCHEDULE [14] : GRANT In Aid**Foreign Projects**

Hatching Hope - Pathway	41,20,048.00	37,84,761.00
Odisha Sustainable Development Project Transform Project	49,32,543.00	29,28,045.00
Dalya Foundation	65,45,144.00	1,05,31,299.00
	35,23,314.00	-

National Projects

APF	98,00,000.00	1,00,00,000.00
Eshakti	-	60,23,753.00
MWH-Jashipur	14,58,982.00	17,69,897.00
MWH-THA	16,51,702.00	18,08,307.00
EDELGIVE Foundation	34,78,820.00	76,16,758.00
WMC - Deogarh	5,36,147.00	4,74,858.00
ASHA Training-Chowdhar/CDR	-	2,72,620.00
SIRD	4,72,639.00	5,24,371.00
NHM - Bike Ambulance	1,42,860.00	1,42,860.00
WADI - Kusumi	8,63,744.00	-
Swahar	15,99,990.00	-
Millet Mission	25,20,219.00	-
MDA	8,52,840.00	-
VDMP	20,500.00	-
NABARD	1,30,000.00	-
HWC	19,76,800.00	-

4,46,26,292.00	4,58,77,529.00
-----------------------	-----------------------

SCHEDULE [15] : OTHER RECEIPTS**Foreign Projects**

Bank Interest	1,46,780.00	78,659.00
---------------	-------------	-----------

National Projects

Receipts From Training Center	7,30,070.00	6,41,445.00
Sale of Land	-	22,40,000.00
Reimbursement Receipt	80,644.00	4,47,070.00
Bank Interest	1,22,214.43	66,138.40
Donation	5,050.00	-

10,84,758.43	34,73,312.40
---------------------	---------------------

SCHEDULE [16] : PROGRAMME EXPENDITURE**Foreign Projects**

Hatching Hope Programme	44,41,634.00	26,78,895.00
Dalya Foundation	19,45,580.00	-
Covid Relief Programme	-	12,000.00
Odisha Socio Economic Development Project Transform Project	62,89,713.00	14,85,683.90
	86,21,823.00	76,25,493.65

National Projects

SIRD	-	10,51,624.88
Eshakti	-	65,06,300.00
MWH-Jashipur	11,87,351.00	14,23,489.00
MWH-THA	13,84,384.00	16,64,291.00
APF	90,16,779.00	7,11,969.78
NHM - Bike Ambulance	2,13,600.00	70,945.00
WMC - Deogarh	5,59,000.00	9,76,905.00
ASHA Training-Chowdhar/CDR	-	2,72,620.00
Wadi - Kusumi	5,75,650.00	-
Edelgive Foundation - New	35,14,350.00	67,15,183.00
Swahar	12,79,035.00	-
Millet Mission	16,77,934.00	-
MDA	8,28,000.00	-
HWC	28,26,000.00	-
NABARD/VDMP	3,00,780.00	-

4,46,61,613.00	3,11,95,400.21
-----------------------	-----------------------



Signature

SCHEDULE [17]: ADMINISTRATIVE EXPENDITURE**Foreign Projects**

Hatching Hope Programme	4,78,315.35	1,44,000.00
FC General Fund	-	118.00
Transform Project	6,54,656.52	4,04,361.00
Dalya Foundation	3,14,267.87	
Odisha Socio Economic Development Project	4,70,740.15	1,25,582.04

National Projects

General Fund	11,93,482.85	9,96,591.26
ICRISAT	-	827.00
Eshakti	20,393.47	2,67,835.10
MWH-Jashipur	45,993.00	84,286.76
PPL	-	53.10
APF	6,76,866.60	1,33,329.00
MWH-THA	46,662.10	86,763.80
EDELGIVE Foundation	3,75,218.00	5,89,715.48
WMC - Deogarh	2,69,933.28	2,12,643.00
ASHA Training-Chowdhar/CDR	-	33.04
SIRD	389.40	
NABARD-Watershed project (Mgt.Cost)	-	0.14
Swahar	3,21,203.10	
Millet Mission	5,38,655.13	
MDA	24,839.68	
Wadi - Kusumi	1,51,296.49	
HWC	2,26,361.84	

58,09,274.83 30,46,138.72



[Handwritten Signature]

Schedule: 4 FIXED ASSETS

DESCRIPTION	GROSS BLOCK		DEPRECIATION				WRITTEN DOWN VALUE			
	AS AT 01.04.2023	USED FOR 180 DAYS OR MORE	USED FOR LESS THAN 180 DAYS	AS AT 31.03.2024	RATE	UPTO 31.03.2023	FOR THE YEAR	UPTO 31.03.2024	AS AT 31.03.2024	AS AT 31.03.2023
Land	8,28,300.00	-	-	8,28,300.00	0%	-	-	-	8,28,300.00	8,28,300.00
Capital WIP	20,11,774.00	-	3,73,292.00	23,85,066.00	0%	-	-	-	23,85,066.00	20,11,774.00
Building	35,39,806.00	-	-	35,39,806.00	10%	25,96,159.86	94,364.61	26,90,524.48	8,49,281.52	9,43,646.14
Furniture & Fixture	13,42,623.00	30,800.00	50,500.00	14,23,923.00	10%	9,03,180.74	49,549.23	9,52,729.97	4,71,193.03	4,39,442.26
Vehicle & Cycle	32,39,551.90	-	-	32,39,551.90	15%	30,28,963.71	31,588.23	30,60,551.93	1,78,999.97	2,10,588.19
Plant and Machinery	25,63,524.00	-	-	25,63,524.00	15%	20,62,380.04	75,171.59	21,37,551.63	4,25,972.37	5,01,143.96
Computer & Printer	21,54,960.00	2,22,700.00	1,19,500.00	24,97,160.00	40%	17,78,260.95	2,63,659.62	20,41,920.57	4,55,239.43	3,76,699.05
Construction of Drayer	5,99,950.00	-	-	5,99,950.00	10%	2,69,009.11	33,094.09	3,02,103.20	2,97,846.80	3,30,940.89
Camera	22,400.00	-	-	22,400.00	15%	18,172.90	634.07	18,806.96	3,593.04	4,227.10
Electrical Equipments	1,24,699.00	41,900.00	-	1,66,599.00	15%	40,964.54	18,845.17	59,809.71	1,06,789.29	83,734.46
Xerox Machine	45,000.00	-	-	45,000.00	15%	28,028.48	2,545.73	30,574.20	14,425.80	16,971.53
TOTAL	1,64,72,587.90	2,95,400.00	5,43,292.00	1,73,11,279.90		1,07,25,120.32	5,69,452.33	1,12,94,572.66	60,16,707.24	57,47,467.58

